

# A Comparative Study of Religious Attitude of Students of Aided and Self-Financed Training Institute of Kanpur City

Veerpal Kaur

Affiliation, S.S COLLEGE OF Education Bhikhi Mansa, Punjab (India)

**Abstract:** In every Civilized society men and women believe that education is compulsory and necessary for every individual. Generally education is taken to imply passing a college on university examination after pursuing a fixed course of studies. But this general meaning of the term is not appropriate for the educationist. This study is depends upon eight sections .first section is overview, second defines the concept of education, third explain the meaning of philosophy, the fourth depicts the significance of educational philosophy, the fifth brings out the meaning of religion, the sixth is the meaning of attitude, the seventh section consists the explanation of religious attitude and the eight section briefly states the background of the study. In the present study 200 students have been taken as sample. While this sample may be enlarged for further study.

**Keywords:** Attitude, College, Education, Female Student, Male Student, Religion.

## I. INTRODUCTION

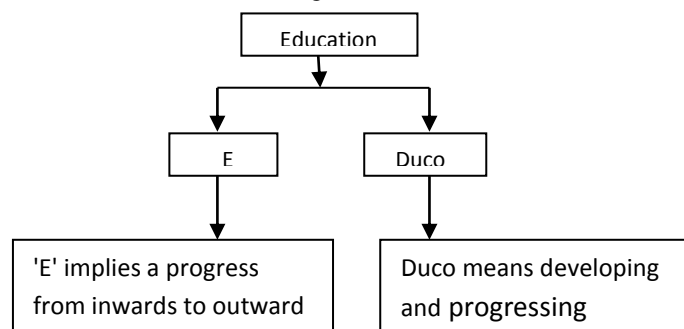
### 1. OVERVIEW:

This chapter deals with conceptual framework. This study is depends upon eight sections. First section is overview, second defines the concept of education, third explain the meaning of philosophy, the fourth depicts the significance of educational philosophy, the fifth brings out the meaning of religion, the sixth is the meaning of attitude, the seventh section consists the explanation of religious attitude and the eight section briefly states the background of the study.

### 2. EDUCATION:

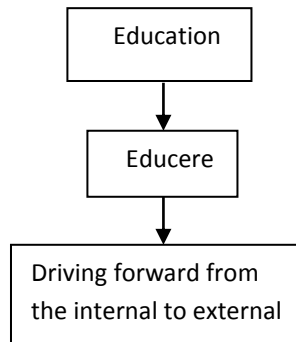
In every civilized society men and women believe that education is compulsory and necessary for every individual. Generally education is taken to imply passing a college on university examination after pursuing a fixed course of studies. But this general meaning of the term is not appropriate for the educationist.

**Meaning of education:** The word education has its origin in the Latin word 'education'.



Therefore, education ,means becoming developed or processing from inside to outside. The term is also often connected with the Latin 'Educere'.

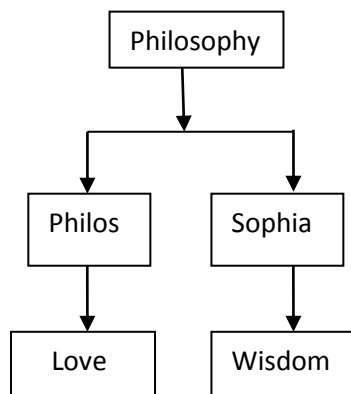
In this manner, education implies some kind of change for the better in 9 persons



**ACCORDING TO T.P. NUNN:** "Education Is the complete development of individually so that a man make a original contribution to human life according to his best capacity".

**ACCORDING TO MAHATMA GANDHI:** "By education I mean an all-round drawing out of the best in child and man body, mind and spirit."

**3. PHILOSOPHY:** The word philosophy is derived from two Greek words.

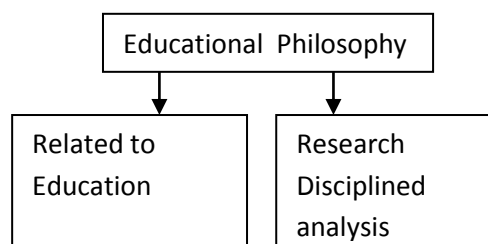


Thus Philosophy means love of Wisdom. In This way search of wisdom or truth is called Philosophy. Philosophy is that deep thinking and mediation which is concerned itself to God the soul and nature.

**"Philosophy is a rigorous disciplined and guarded analysis of some most difficult problems which man has ever faced."**

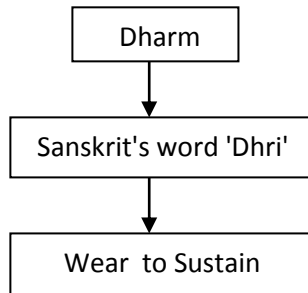
**4. EDUCATIONAL PHILOSOPHY:**

The problem of philosophy and the problems of education have long been closely interrelated. Thus close relationship between philosophy and education led to the emergence of a new branch of knowledge.



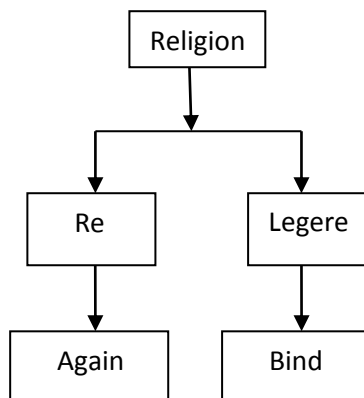
Educational Philosophy Decides the Curriculum, selection of text Books, Methods of teaching, Nature of discipline. Thus educational is in Demand in the field of education.

**5. RELIGION:** According to Hindus the word Dharma has been originated from Sanskrit's word 'Dhri' .



Hence dharm is What man wears or sustains.

The English word religion is the combination of the two Latin words 'Re' and 'Legere'.



Hence religion means to bind men together.

**ACCORDING TO GISBERT:** "Religion establishes a dual relationship -first, the relationship between the man and God and second, the relation between one, man to another man."

"Religion implies the belief in divine power and the hope of future life."

Religion is a high, spontaneous, auspicious and pious spirit of heart. In religion spirit, instincts are originated from a man's heart. Man should do good deeds for religion and give up evils. According to Hindus religion, the human soul is immortal and human body is mortal.

The combined way of the specific principals, morals, values, behaviors models which are good for individual progress and social welfare is known as religion. It is arranged and integrated from of good thoughts, working functions, various rituals and values.

**6. ATTITUDE:** "An attitude is defined as a tendency to react in certain way towards a designed class of stimuli or an object."

**Allport** has defined an attitude as a " mental and neural state readiness, organized through experience, exerting a directive or dynamic influence upon the individuals response to all objects with which it is related."

**In the words of Anastasi:-** " An attitude is often defined as a tendency to react favorably or unfavorably towards designated class of stimuli such as a national or a racial group, a custom or an institution."

**7. RELIGIOUS ATTITUDE:-** Attitude may be towards any person, objet or excitement. When a person has this attitude towards the religion then we say this attitude to religion attitude. Generally people have positive attitude towards their religion people become communal and they begin to insult other's religion.

**8. BACKGROUND OF THE STUDY:** In the modern era , scientific thinking and material have been above all things present in the world. To balance between metaphysics and materialism is need of the day. Religion signifies values and standards.

## International Journal of Novel Research in Humanity and Social Sciences

Vol. 2, Issue 6, pp: (31-43), Month: November-December 2015, Available at: [www.noveltyjournals.com](http://www.noveltyjournals.com)

**SWAMI VIVEKANANDA:** “Religion is the highest power which has changed human fate and is changing today too. Education purifies human behavior and it enables the man to live in the world. Religion motivates children to follow the proper way of life and to believe in their cultural values .religious education is necessary to all.”

Education is religion both have similar aim. True education is bared on religion and religion gives solution from ignorance. In such a way religion and education both are related to human life. It may be said that education is practical kind of religion. 1

## II. METHODOLOGY

### 2.1 OVERVIEW:-

This chapter deals with the methodology. It has seven sections. The first section is the overview, second define the problem of the study, third explains the objective o the problem, fourth depicts the significance of hypothesis, the fifth brings out the meaning of population and sample , the sixth I the instrumentation and seventh states the statistical techniques.

### 2.2 THE PROBLEM OF THE STUDY:

To what extent is "Religious Attitude of male students of Teacher Training Institute differed to Religious Attitude of female students of Teacher Training Institute," in Kanpur City.

### 2.3 OBJECTIVE:

To find out the difference between the Male students of Teacher Training Institute and Female students of Teacher Training Institute in Religious Attitude.

### 2.4 HYPOTHESIS:

There will be a significant difference between Male students of Teacher Training Institute and Female students of Teachers Training Institute in Religious Attitude.

Hypothesis is general talk about the presence or absence of variable , their existence on the relationship among them or about group differences with reference to variables. It is a proposition about the factual and conceptual elements. Hypothesis is a leap into the dark. It is a brilliant guess about the solution of a problem.

There is a two types of Hypothesis.

1. Directional Hypothesis
2. Non directional Hypothesis

**1. DIRECTIONAL HYPOTHESIS:** A directional hypothesis connotes an expected direction in the relationship or difference between variables. This type of hypothesis developer appears more certain of anticipated evidence.

**2. NON DIRECTIONAL HYPOTHESIS:** This hypothesis is stated in the null form which is an assertion that no relationship or no difference exists between or among the variables.

Null hypothesis is a statistical. Hypothesis testable within the framework of probability theory. It is a non-directional form of hypothesis.

### 2.1 PAPANULATION AND SAMPLE:

**POPULATION:** Populations means the entire mass of observations, which is the parent group from which is the parent group from which a sample is to be formed. In census survey ,the count of individual is known as population. The research should define his population and enumerate its characteristics while selecting a sample subject. The sample observation is the specific situation, while the population is the general situation.

**SAMPLE:** Sample is a device for learning about large masses by observing few individuals. Sampling is fundamentals to all statistical methodology of behavioral and social research. It is an essential part of the strategy of research.

**ACCORDING TO DAVID S, FOX**" In the social sciences it is not possible to collect data from every respondent relevant to our study but only from some fractional part of the respondent. The process of selecting the fractional part is called sampling.

#### **TYPES OF SAMPLING:-**

1. Simple Random sampling
2. Systematic Sampling
3. Stratified Sampling
4. Multiple or Double Sampling
5. Multistage Sampling
6. Cluster Sampling

**STRATIFIED SAMPLING:** it is an appropriate over systematic method. In it the researcher divides his population in strata on the basis of some characteristics from each of these smaller homogeneous groups the researcher draws at random a predetermined number of units .

#### **THE STRATIFIED RANDOM SAMPLE:**

At times it is advisable to subdivide the population into smaller homogenous groups to get more accurate representation. This method results in the Stratified random sampling.

In addition to sociometric status such characteristics as age ,sex, extent of formal education, racial dragon religious or potential affiliation or affiliation or rural- urban residence might provide a basis for choosing a stratified sample.

**SAMPLE OF THE PRESENT STUDY:** To select the appropriate sample the researcher has got the list of all Teacher Training Institute of 'Kanpur City.' With the help of random sampling , researcher has selected ten(10) Teacher Training Institute from the different corners of the city. In all the ten teacher Training Institute Male and Female Students both are studying.

The list of the selected teacher training Institute is following.

1. D.A.V Training College, Kanpur
2. D.B.S.P.G College, Kanpur
3. V.S.S.D College, Kanpur
4. Dr. Ram Manohar Lohiya College, Kanpur
5. Shivlok Mahavidyalaya, Kanpur
6. Mulayam Singh Mahavidyalaya, Kanpur
7. Saraswati Mahavidyalaya, Kanpur
8. Subash Degree College, Kanpur
9. Mohan B.Manwani College, Kanpur
10. Shahid Bhagat Singh Mahavidyalaya, Kanpur

Now the researcher has two strata i.e. science background and arts background teacher trainees. So researcher took the sample of students by stratified random sampling. She selected 10 students from each college by simple random sampling .In this way the researcher took the total sample of 200.

**International Journal of Novel Research in Humanity and Social Sciences**

 Vol. 2, Issue 6, pp: (31-43), Month: November-December 2015, Available at: [www.noveltyjournals.com](http://www.noveltyjournals.com)
**Total Sample Applied in the study- Table no. 1**

S.No	No. of the boys Training Institute	Number of Science Background Students	Number of Arts Background Students	Total
1	1	10	10	20
2	1	10	10	20
3	1	10	10	20
4	1	10	10	20
5	1	10	10	20

**Table No. 2**

S. No	Number of the Girls Training Institute	Number of Science Background Students	Number of Arts Background Students	Total
1	1	10	10	20
2	1	10	10	20
3	1	10	10	20
4	1	10	10	20
5	1	10	10	20
<b>Total:</b>		50	50	100

**INSTRUMENTATION:** Instrumentation is the process of structuring and validating the Research tool.

To carry out any type of educational research, data are required because answers to research questions are sought on the basis of empirical data. Data are gathered using rapidly available tools or those which are modified or developed by the researcher. The investigation must make important decisions concerning the selection of appropriate data collecting tools. The type of instrument depend upon the theme of research. He can employ them provided those tools have been validated or the population of his study.

**INSTRUMENT USED IN THE PRESENT STUDY:**

To study the particular topic, researcher has selected following instrument.

Religious attitude scale.

**ATTITUDE SCALE:** Attitude scales have been designed to measure attitude of an individual of group of people towards issue, institution and group of people such as capital punishment, teacher training, religious education in schools etc.

**RELIGIOUS ATTITUDE SCALE:**

**DESCRIPTION:** Religious attitude scale was constructed by Dr. R.K. Ojha in 1978. It is a Likert type scale consisting of 50 statements, which are answered on a five point scale. The scale has been developed in three stages.

At the first stage, a large number of statements, 110 in numbers were constructed in Hindi. All the statements were made common for Hindus, Muslims, Sikhs and Christians.

At the second stage the most discriminatory statements, 71 in numbers were chosen for constructing the second draft from the total of 110 items.

At the Third stage, Final draft, the attitude scale for Religious was administered to a sample of 1500 boys and 1000 girls.

**RELIABILITY:** The reliability coefficients were determined by Split- half and test- retest method. For split half, the correlation 'r' between odd and even was calculated and corrected by the Spearman –Brown formula. The two reliability coefficients are given in the following table.

**Table No. 3**

Method	N	R
Split-half	500	0.68
Test-Retest	200	0.71

**VALIDITY:** The present attitude scale was validated against the religious value of Ojha's value test . The study was conducted on a sample of 600 cases of different religion.

**Table No. 4**

Groups	N		Pearson's 'r' Between Attitude
	Boys	Girls	Scale and Religious value
Hindus	75	75	0.62
Muslims	75	75	0.79
Sikhs	75	75	0.73
Christians	75	75	0.61

**ADMINISTRATION:** The scale can be administered individually or on a group but group should not be exceeded more than 20 individuals. After the distribution of the scale , a brief introduction should be given to the subjects the subjects. The subjects should be encircle only one number out of five. Our answer is only our opinion towards religion.

**SCORING:** Positive and negative both type of items are involved in religious attitude scale. A maximum mark for positive items is 5 and the minimum is 1. In the case of negative items the process of scoring is reversed as stated below

**Table No. 5**

S. No.	Type of Answers	Positive Items	Negative Items
1.	Strongly Agree	5	1
2.	Agree	4	2
3.	Undecided	3	3
4.	Disagree	2	4
5.	Strongly Disagree	1	5

**STATISTICAL TECHNIQUES:** In the general process of analysis of research data, statistical method has contributed a great deal. Statistics is the body of mathematical techniques or process for gathering, describing, organizing and interpreting numerical data.

In the present study , the researcher has used following statistical technique to analyses the data.

**MEAN-** The average is the popular term for the mean. The mean is the sum of the separate scores or measures divided by their number.

The formula for the mean (M) of a series of ungrouped measures is-

$$M = \frac{\sum X}{N}$$

In which N is the number of measures in the series , X stands for a score or other measure and the symbol  $\sum$  means "sum of " , here sum of separate measures.

**THE STANDARD DEVIATION ( $\sigma$ ) :-** The standard deviation differ from the mean deviation in several respects. The squared deviations used in computing the standard deviation are taken from mean, never from the median or mode. The symbol for standard deviation is the Greek Letter ( $\sigma$ ) is used

**FORMULA OF STANDARD DEVIATION FROM UNGROUPED SCORES:-**

$$S.D \text{ or } \sigma = \sqrt{\frac{\sum d^2}{N}} = \sqrt{\frac{\sum (X-M)^2}{N}}$$

Where  $d = (X - M) =$  deviation  
 $N =$  Size of the sample  
 $X =$  Score  
 $M =$  Mean of the Score  
 $\Sigma =$  Sum

**Formula of Small Sample:**

$$\sigma = \sqrt{\frac{\Sigma d^2}{N}} = \sqrt{\frac{\Sigma (X - M_n)^2}{N-1}}$$

**ACCORDING TO THE JAMES DRAVER :-**

"Standard Deviation is the square root of the mean of the squares of individual deviations from the mean in series."

**Critical Ratio (CR):-** A critical ration or CR is found by dividing the difference between the sample means by its standard error. It reduces the obtained differences to a  $\sigma$  score, and enables us to measure it off along the base line of the sampling distribution of differences.

Formula- C.R may be calculated by following formulas.

Formula- C.R =  $\frac{M_1 - M_2}{\sqrt{\left[ \frac{S_1^2}{N_1} + \frac{S_2^2}{N_2} \right]}}$

Where  $M_1 - M_2$  is the difference between the two sample means

$N_1 =$  Number of cases in first sample

$N_2 =$  Number of cases in second sample

$S_1 =$  Standard deviation of first sample

$S_2 =$  Standard deviation of Second Sample

**THE LEVEL OF SIGNIFICANCE:**

The rejection or acceptance of a null hypothesis is based upon some level of significance. In psychological and educational field the .05 level of significance is often accepted as a standard for rejection.

When a CR is 1.96 or more a null hypothesis may be rejected at .05 level of significance.

The .01 level of significance is more exacting than .05 level

The .001 level of significance is much more exacting than both the .01 and .05 level.

It the Cr is 3.37 or larger, then the null hypothesis is rejected at the .001 level.

**III. DATA ANALYSIS**

**3.1 OVERVIEW:** This chapter deals with the data Analysis. It has three sections. The first section is the overview , the second section consist of differential studies. The third section describes the interpretation.

**3.2 DIFFERENTIAL STUDIES:** The presence or absence of variables and its level of existence or about the relationship between variables in a group or the differences between groups with references to one or more variables.



**International Journal of Novel Research in Humanity and Social Sciences**

 Vol. 2, Issue 6, pp: (31-43), Month: November-December 2015, Available at: [www.noveltyjournals.com](http://www.noveltyjournals.com)

**RAW DATA TABLE:** The scores of Religious Attitude of arts Background Male Students, Arts background Female students, Science Background Male students and Science background Female students Womwn are given in the following Raw data Table.

**Table 6**

S.No.	Arts Background Students	S. No.	Science Background Students
	Religious Attitude Score		Religious Attitude Score
1	202	1	188
2	197	2	196
3	195	3	185
4	168	4	191
5	199	5	229
6	206	6	200
7	186	7	193
8	204	8	183
9	208	9	190
10	195	10	194
11	194	11	188
12	198	12	179
13	201	13	175
14	197	14	179
15	203	15	184
16	199	16	207
17	198	17	191
18	193	18	185
19	178	19	189
20	201	20	204
21	179	21	196
22	184	22	197
23	191	23	186
24	213	24	191
25	204	25	199
26	228	26	205
27	222	27	232
28	208	28	194
29	197	29	191
30	206	30	188
31	222	31	129
32	212	32	194
33	192	33	191
34	210	34	188
35	216	35	129
36	203	36	184
37	180	37	202
38	200	38	183
39	210	39	205
40	209	40	191
41	206	41	182
42	173	42	191
43	190	43	182
44	188	44	178

**International Journal of Novel Research in Humanity and Social Sciences**

 Vol. 2, Issue 6, pp: (31-43), Month: November-December 2015, Available at: [www.noveltyjournals.com](http://www.noveltyjournals.com)

45	176	45	190
46	200	46	199
47	198	47	191
48	251	48	191
49	213	49	173
50	206	50	220
51	228	51	196
52	230	52	204
53	213	53	203
54	227	54	198
55	233	55	198
56	217	56	200
57	221	57	212
58	221	58	188
59	208	59	223
60	227	60	206
61	233	61	195
62	214	62	195
63	204	63	192
64	207	64	193
65	216	65	200
66	206	66	209
67	214	67	193
68	207	68	203
69	223	69	211
70	207	70	207
71	221	71	198
72	224	72	199
73	229	73	191
74	229	74	198
75	226	75	205
76	216	76	207
77	237	77	207
78	203	78	190
79	211	79	198
80	215	80	200
81	222	81	196
82	229	82	193
83	196	83	195
84	222	84	222
85	205	85	192
86	238	86	207
87	228	87	196
88	230	88	202
89	220	89	192
90	229	90	192
91	196	91	200
92	222	92	192
93	207	93	199
94	221	94	215
95	211	95	202
96	223	96	204
97	227	97	211
98	205	98	217
99	212	99	220
100	216	100	200

**DIFFERENTIAL STUDIES:**

1. There will be a significant difference between Arts Background students and science Background students in Religious Attitude.
2. There will be a significant difference between Arts Background Male students and Arts Background Female Students in religious Attitude.
3. There will be a significant difference between Science Background Male students and Science Background Female Students In Religious Attitude.
4. There will be a significant difference between Arts Background Male Students and Science Background Male students in Religious Attitude.
5. There will be a significant difference between Arts Background Female students and Science Background Female Students in Religious Attitudes.

**Table 7**

**Critical Value of t Level of significance**

Df.	0.05	0.01	0.001
98	1.98	2.62	3.37
198	1.96	2.57	3.29

**Table 8**

S. No	Variable	Group	Mean	S.D	t ' Value	Level of Significance
1	Religious Attitude	Arts Background Students(Total)	208.96	15.48	6.21	0.001
		Science background students (Total)	197.10	11.12		
2		Arts Background Male Students	199.38	12.55	8.4	0.001
		Arts Background Female Students	218.54	10.14		
3		Science Background Male Students	192.88	13.89	4.1	0.001
		Science Background Female Students	201.32	8.44		
4		Arts Background Male Students	199.28	12.55	2.66	0.01
		Science Background Male Students	192.88	13.89		
5		Arts Background Female Students	218.54	10.14	9.21	0.001
		Science Background Female Students	201.32	8.44		

**INTERPREATION:**

**1. THE ABOVE TABLE (4.3.2) REVEALS THAT:**

The calculated t-value 6.21 is greater than the table value of 3.37 at 0.001 level of significance . Hence research hypothesis is accepted and null hypothesis is rejected therefore, there is a significant difference between Arts Background students and science Background students in religious Attitudes.

**2. THE ABOVE TABLE 4.3.2 REVEALS THAT:**

**International Journal of Novel Research in Humanity and Social Sciences**

Vol. 2, Issue 6, pp: (31-43), Month: November-December 2015, Available at: [www.noveltyjournals.com](http://www.noveltyjournals.com)

The calculated t- value 8.40 is greater than the table value 3.37 at 0.001 level o significance. Hence research hypothesis is accepted and null hypothesis is rejected therefore there is a significant difference between Arts background Male students and Arts Background Female students in religious Attitude.

**3. THE ABOVE TABLE 4.3.2 REVEALS THAT;**

The calculate t-value 4.10 is greater than the table value of 3.37 at 0.001 level of significance. Hence research hypothesis is accepted and Null hypothesis is rejected, therefore there is a significant difference between Science background Male Students and Science Background female students in Religious Attitude.

**4. THE ABOVE TABLE 4.3.2 REVEALS THAT:**

The calculated value 2.66 is greater than the table value of 2.62 at 0.01 level of significance. Hence research hypothesis is accepted and null hypothesis is rejected, therefore , there is a significant difference between Arts background male Students and Science background male Students in religious Attitude.

**5. THE ABOVE TABLE 4.3.2 REVEALS THAT:**

The calculated t - values 9.21 is greater than the table value of 3.37 at 0.001 level of significance. Hence research hypothesis is accepted and null hypothesis is rejected, therefore there is a significant difference between Arts background female students women and Science background female Students women in Religious Attitude.

**Table No. 9**

S. No	variable	Group	Null Hypothesis	Research Hypothesis	Superior
1	Religious Attitude	Arts Background Students(Total)	Rejected	Accepted	Arts Background Students (Total)
		Science Background Students(Total)			
		Arts Background Male Students	Rejected	Accepted	Arts Background Female Students
		Arts Background Female Students			
		Science Background Male Students	Rejected	Accepted	Science Background Female Students
		Science Background Female Students			
		Arts Background Male Students	Rejected	Accepted	Arts Background Male Students
		Science Background Male Students			
		Arts Background Female Students	Rejected	Accepted	Arts Background Female Students
		Science Background Female Students			

**IV. CONCLUSION**

**4.1 FINDING:** The findings of the study are as follows-

1. The Arts background students of Teacher are more religious than the Science students of graduation standards.
- 2 The Girls students of Arts faculty are more religious than the boy students of Arts faculty.
3. The Girls students of Science faculty are more religious than the boy students of Science faculty.
4. The Boy Students of Arts Faculty are more religious than the Boy students of Science faculty.
5. The Girls students of Arts Faculty are more religious than the girl students of Science faculty.

## International Journal of Novel Research in Humanity and Social Sciences

Vol. 2, Issue 6, pp: (31-43), Month: November-December 2015, Available at: [www.noveltyjournals.com](http://www.noveltyjournals.com)

### 4.2 LIMITATIONS OF THE STUDY:-

It helps to minimize the danger of over-generalization. Limitations of the present study are mentioned below-

1. In the present study Men and Women of only graduation standard have been selected.
2. The Sample of total 200 students has been selected.
3. All the students have been taken only from Kanpur City.
4. Ten degree Colleges of Kanpur city have been taken in the present study.
5. Instrument selected for the present study would be used to examine religious attitude only.

### 4.3 SCOPE OF THE FURTHER RESEARCH

On the basis of experience and insight gained during the course of study the following suggestions are given for further research in this area.

1. In the present study 200 students have been taken as sample. While this ample may be enlarged for further study.
2. The reason behind deterioration of religious attitude in students and importance of related views ad interest might be studied.
3. Religious Attitude of the students of Post-graduation standard also might be studied.
4. Some more standard statements and items may be introduced in the religious attitude scale.
5. Religious attitude of the professor may also be studied.

### REFERENCES

- [1] Aggarwal, J.C (1995) Psychological Foundations of Education Vikas Publishing house Pvt. Ltd. Masjid Road, Jangpura , New Delhi 576,110014 First Edition.
- [2] M.B. Buch Forst survey of Research in Education ,Baroda.
- [3] Buch M.B.(1991) Fourth Survy of Research In Education ,Vol. II NCERT.
- [4] Garretm H.E. Statistics an Psychology And Education .Suson Pvt. Ltd. Bomaby.
- [5] Glendinning Tony and Brice Steve(2006) New ways of believing : Is Religion giving way to Spiritua;ity. The British Journal of Sociology Volume 57 Issue 3.
- [6] Herzog Hanna (2006) trisection of forces: gender ,religion and the state the case of state run religious schools in Israel, the Journal o sociology Volume 571 issue 3.
- [7] Ojha R.K. (1990) Manual of religious Attitude Sclae, National Psychological Corporation ,Agra.
- [8] Patterson Lindsay and Lanneli Cristina (2006) Religion ,Social Mobility and education in Scotland, The British Journal of Sociology Vol. 57 issue 3.
- [9] Rai, B.C. (2000) Theory of Education- Sociological and Philosphical Bases of education ,Prakashan Kendra Sitapur road ,Lucknow.
- [10] Saxena ,N.R (1996) Fundamentals Of Research In Education ,R. Lal Book Depot, Meerut ,First Edition.
- [11] Saxena ,Dr. Saroj (2000) Philosophical & Sociological Foundations of education ,Sahitya Prakashan ,Agra.
- [12] Saxena , N.r. Swaroop (2005) Principals of Education, Surya Publication ,Meerut.
- [13] Sharma ,R.A (2003) Fundamentals of Guidance & Counselling R Lal Book Depot . Meerut.
- [14] Sharma ,R.A .(1999) Advanced Statistics In Education & Psychology ,R.Lal Book depot Meerut, U.P- IInd Edition.

**International Journal of Novel Research in Humanity and Social Sciences**

Vol. 2, Issue 6, pp: (31-43), Month: November-December 2015, Available at: [www.noveltyjournals.com](http://www.noveltyjournals.com)

- [15] Sheel Avneendra ,(2007) Teaching Learning Process & Development of Learner ,Sahitya Ratnalya 35/50 ,Gillis Bazar, Kanpur ,First Edition.
- [16] Singh, Dr. Rampal, (2005) Shaikshik Anusandhan Evam Sankhyiki Vinod Pustak Mandir Agra.